

Unibail-Rodamco-Westfield

About this report

Westfield Stratford City

2022 Report

▶ Total Social and Local Economic Value 'SLEV'

£9,772,434

Social Value Portal and URW completed a study of the social value created at Westfield Stratford City in 2022. The study analysed the asset management, property management, supply chain and tenants in place at the building.

Diagnostic

How many of the 51 social value initiatives are happening?

94%

Grade

On scale of 1(beginner) to 4(advanced) how mature is your approach

2.81



Key Stats & Highlights

£	Social Value £SV	£3,693,946	£5.19	£SLEV generated per square foot (NIA)
📍	Local Economic Value £LEV	£6,078,488	£0.50	£SLEV generated per £1 of supplier contract value
👥	Top Contributor	OCS £3,404,388	86%	Proportion of supply chain captured
👤	Top Theme	Jobs £6,129,057		



183

annual salaries were paid to local people who worked at Westfield Stratford City in 2022



196

weeks of internships and apprenticeships were completed at Westfield Stratford City in 2022



£584,996

worth of space was provided to local community and charity groups free of charge at Westfield Stratford City in 2022

SLEV Generated at Westfield Stratford City in 2022 by Theme



Jobs



Growth



Social



Environment



Social Value Performance at Westfield Stratford City in 2022 by Firm

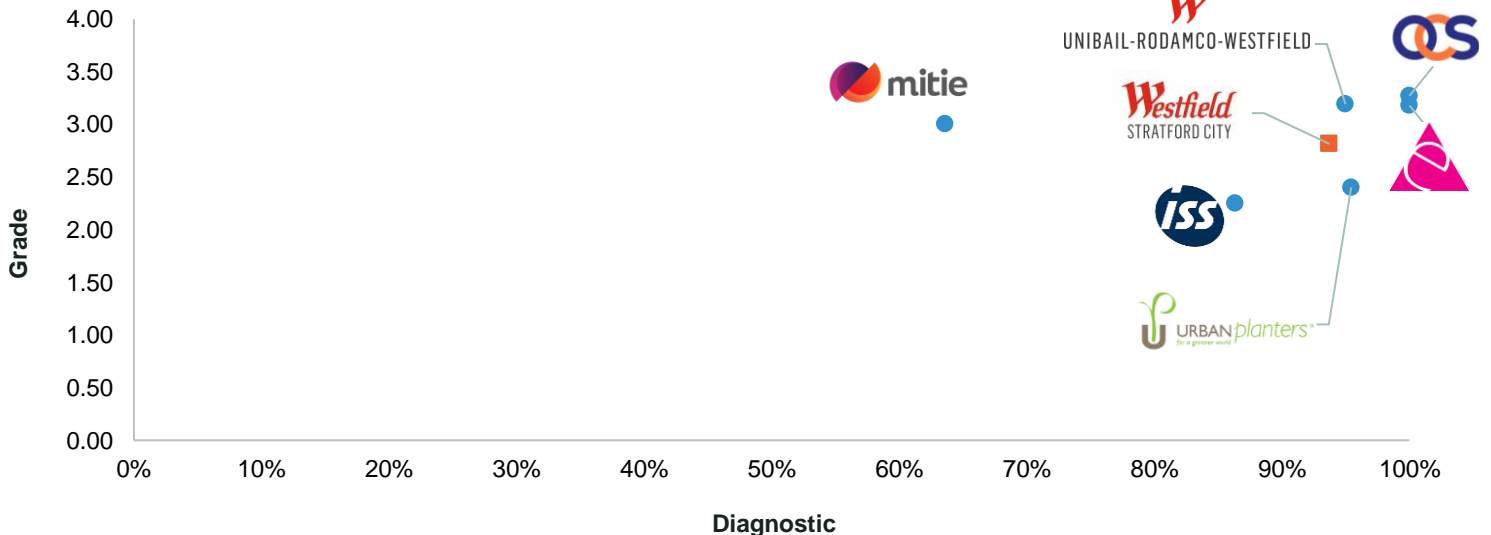
Participants were asked to select which social value initiatives they were undertaking and how advanced their social value approach was at Westfield Stratford City in 2022.

Diagnostic: If the participating firm was completing all possible social value initiatives they would score 100%.

Grade: Participants were provided with grade options for each initiative on a scale of 1-4. If the company completed each initiative at a best practise level they would score 4.

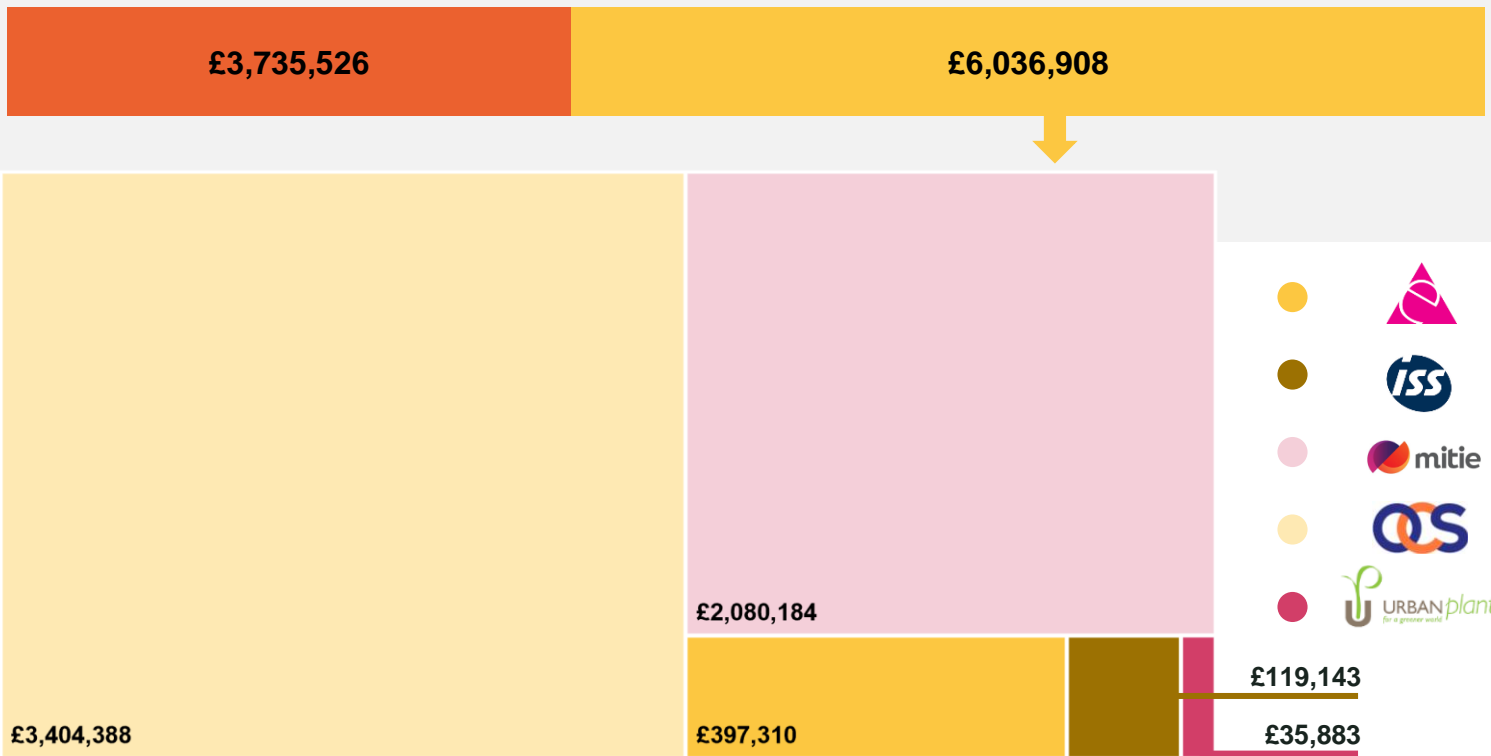
Overall Centre Result: The overall diagnostic and grade for Westfield Stratford City in 2022.

Individual Company Result: The diagnostic and grade for the relevant company.



SLEV Generated at Westfield Stratford City in 2022 by Firm Type

URW Suppliers



How Social Value was Created at Westfield Stratford City in 2022



+46

The number of full-time annual salaries paid to local employed at Westfield Stratford City increased by 46 (+34%) in 2022 compared to 2021

355 people working at Westfield Stratford City had access to mental health support in 2022

355



136

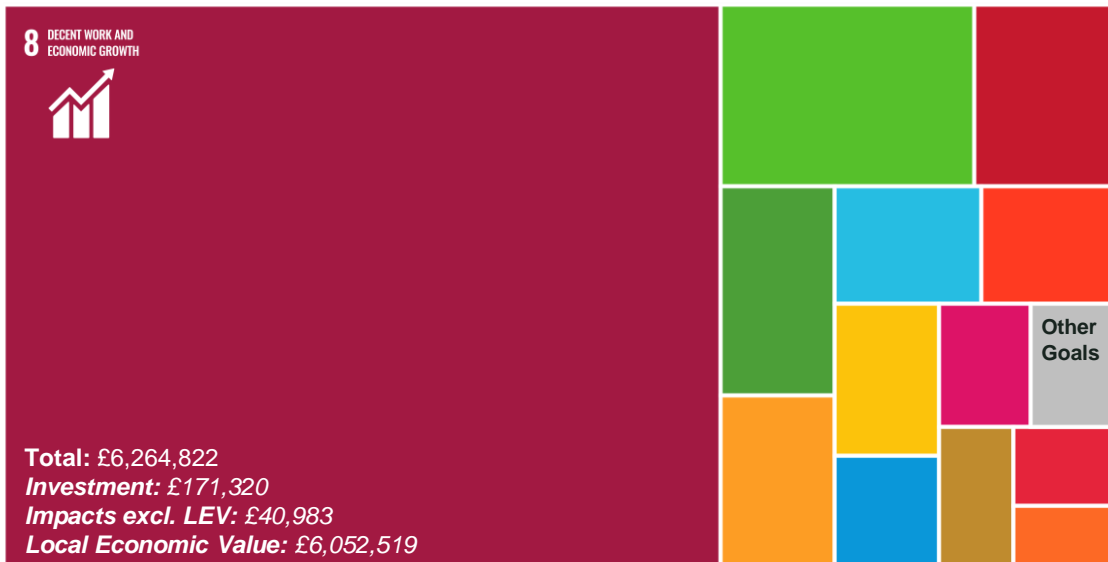
URW and their supply chain partners at Westfield Stratford City spent 136 hours volunteering with community partners in 2022

An additional 1,500 miles of travel to and from the centre were completed with electric vehicles in 2022, bringing the total miles saved in the year to over 11,500

+1.5k



SLEV Generated at Westfield Stratford City in 2022 by UN SDG



15 LIFE ON LAND
Total: £711,355
Investment: £711,307
Impacts excl. LEV: £48
Local Economic Value: £0

4 QUALITY EDUCATION
Total: £415,710
Investment: £387,826
Impacts excl. LEV: £27,884
Local Economic Value: £0

3 GOOD HEALTH AND WELL-BEING
Total: £367,210
Investment: £331,578
Impacts excl. LEV: £35,632
Local Economic Value: £0

About this Report

Social Value Portal and URW completed a study of the Social Value created at Westfield Stratford City in 2022. The study analysed the management and supply chain of the asset.

About the Real Estate Social Value Index

RESVI is a framework used to measure and analyse the social and local economic value produced at an in-use real estate asset. The framework captures data on the asset's performance across the asset management, property management, supply chain and occupier operations. The RESVI framework consists of 67 social value initiatives (when including occupiers) that can be completed at an in-use real estate asset.

The RESVI diagnostic captures data on whether the initiatives are being completed. RESVI grade evaluates how well the social value initiatives are being carried out. Social and local economic value is calculated and verified using the National Social Value Framework, the UK's leading methodology of calculating Social Value.

UN SDGs and Social Value

Sitting behind the 17 Sustainable Development Goals are 169 Targets and 232 Indicators. SVP conducted a comprehensive mapping exercise to establish direct and indirect links between them and the Measures within the National TOMs.

This report estimates the social value contributed the 17 Goals. The TOMs uses a range of valuation types and these can be summarised into two categories: Investments (inputs and outputs) and Impacts (outcomes and impact). Local economic value is a sub-component of the outcome category and is reported separately.

Included in this analysis:	
Leased space	Supply chain spend
n/a	86%

Example RESVI Initiative
Did you engage with community groups local to the asset in 2022?

Diagnostic	Yes
	No, but we plan to do so
	No

Grading	1) Donations or volunteering
	2) Donations & volunteering
	3) Level 2 & collect data
	4) Level 3 & aligned to local need

Social Value	15 hours - No. of hours of volunteering
	£2,000 - Amount of donations



UNIBAIL-RODAMCO-WESTFIELD

Westfield Stratford City will continue to have an active role in the London Borough of Newham's development and growth and is committed to having a positive sustainable impact on the lives and futures of those that visit and work at the centre, as well as residents of the surrounding community.

Questions? Get in touch:

consultancy@socialvalueportal.com

020 3355 0530